

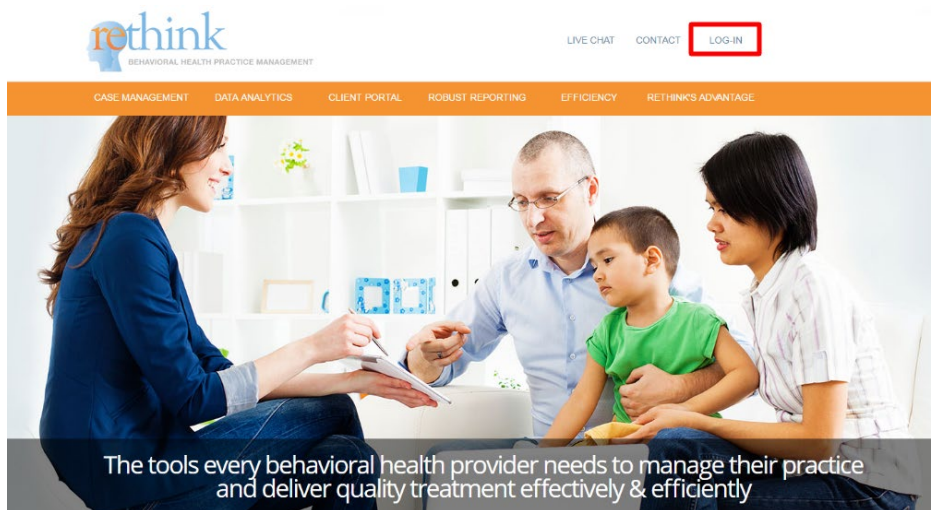
RBT Training

Before getting started:

Device or laptop requirements for the RBT Training include: *Adobe Flash Player

To download click here: <https://get.adobe.com/flashplayer/>

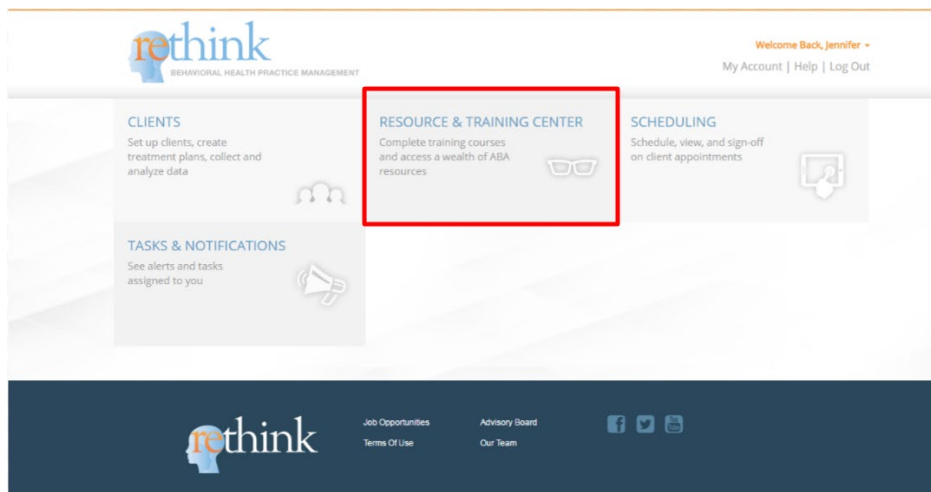
1) Visit www.rethinkbh.com to log in to your personal **Rethink Account:**



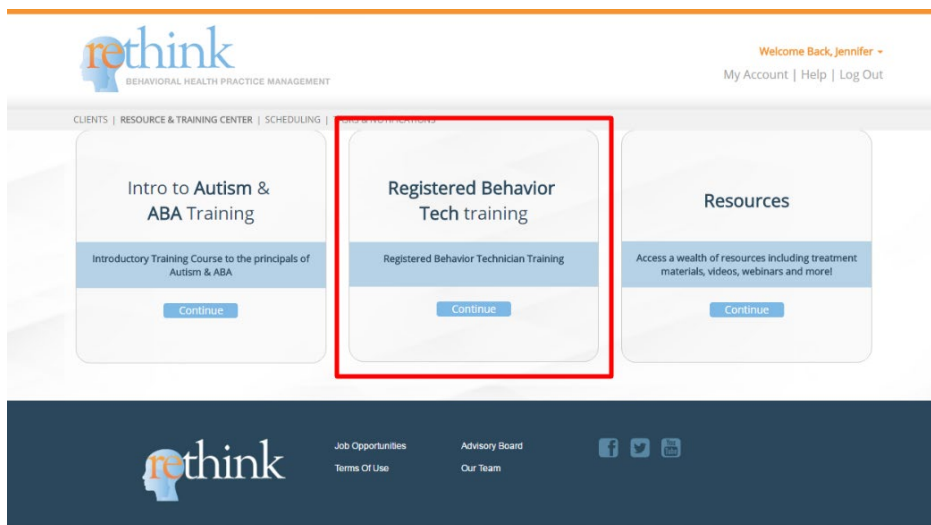
2) Enter your **Username** (typically your email) and **Password:**



3) Once you're logged in, click on the **Resources and Training Center**:



4) Click on **Registered Behavioral Tech Training**:



5) You will have access to **27 modules**; beginning with **The Registered Behavior Technician Training and Credential** and ending with: **Ethical and Professional Behavior Part 2**.

Print out the **Guided Notes** and Click **Watch Training** to begin the videos that will prepare you for the **Test** at the end of each **Module**:

Registered Behavior Technician Training


Print Certificate

Need Help?

Back to Resource & Training Center

Topic	Hours	Watch Training	Start Test	LAST SCORE VIEW RESULTS	Print Certificate	Print Notes
The Registered Behavior Technician Training and Credential	1 hr 21 min	Watch Training	Start Test	LAST SCORE 100% VIEW RESULTS	Print Certificate	Print Notes
Introduction To Applied Behavior Analysis	1 hr 27 min	Watch Training	Start Test	LAST SCORE 100% VIEW RESULTS	Print Certificate	Print Notes
An Introduction to Autism Spectrum Disorder	2 hr 23 min	Watch Training	Start Test	LAST SCORE 100% VIEW RESULTS	Print Certificate	Print Notes
Relationship Building	56 min	Watch Training	Start Test	LAST SCORE 100% VIEW RESULTS	Print Certificate	Print Notes
Reinforcement	3 hr 9 min	Watch Training	Start Test	LAST SCORE 100% VIEW RESULTS	Print Certificate	Print Notes
Shaping	47 min	Watch Training	Start Test	LAST SCORE 100% VIEW RESULTS	Print Certificate	Print Notes
Prompting	1 hr 4 min	Watch Training	Start Test	LAST SCORE 100% VIEW RESULTS	Print Certificate	Print Notes
Discrete Trial Teaching	1 hr 9 min	Watch Training	Start Test	LAST SCORE 100% VIEW RESULTS	Print Certificate	Print Notes
Incidental Teaching	1 hr 22 min	Watch Training	Start Test	LAST SCORE 100% VIEW RESULTS	Print Certificate	Print Notes
Motivating Operations	2 hr 17 min	Watch Training	Start Test	LAST SCORE 100% VIEW RESULTS	Print Certificate	Print Notes
Behavior Chains and Chaining Procedures	1 hr 38 min	Watch Training	Start Test	LAST SCORE 100% VIEW RESULTS	Print Certificate	Print Notes
Choosing Reinforcers: Preference Assessments	1 hr 39 min	Watch Training	Start Test	LAST SCORE 92% VIEW RESULTS	Print Certificate	Print Notes

Guided Note Example:



Registered Behavior Technician Training

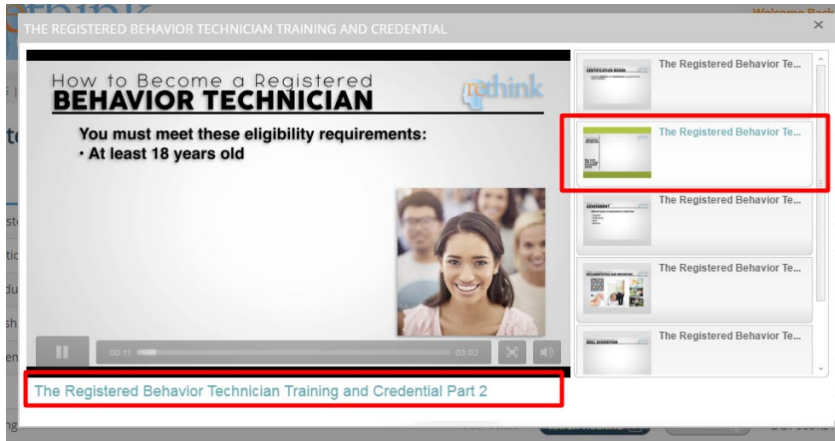
Note: This content is current as of Jan 2016. I should always familiarize myself with the current requirements at the BACB website <https://www.bacb.com/> as there may be changes to standards Eligibility requirements, Scope of practice and other related RBT information that will change over time.

Goals

- Learn the purpose and format of this training series
- Learn about the Behavior Analysis Certification Board and credentialing
- Identify the requirements needed to become an RBT and maintain the RBT credential
- Describe what an RBT's role is in service delivery
- Learn about the Task list for RBTs <https://www.bacb.com/rbt/rbt-task-list/>
- Learn about the roles of the supervisor and the responsible certificant

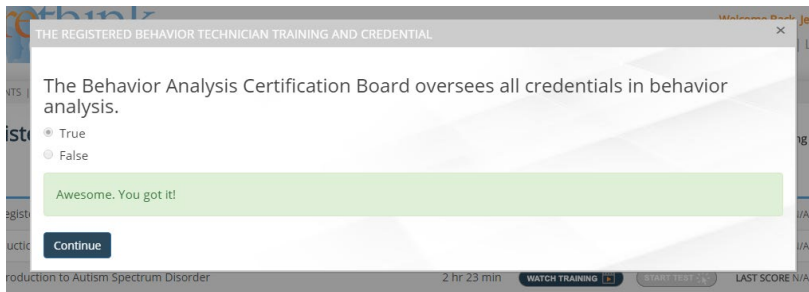
_____ hours of training is one of the requirements to obtain the RBT certification

6) Each Training course contains **Video "Parts"**. The **"Part"** highlighted in **green** to the right of the video with signify your progress throughout the video module:

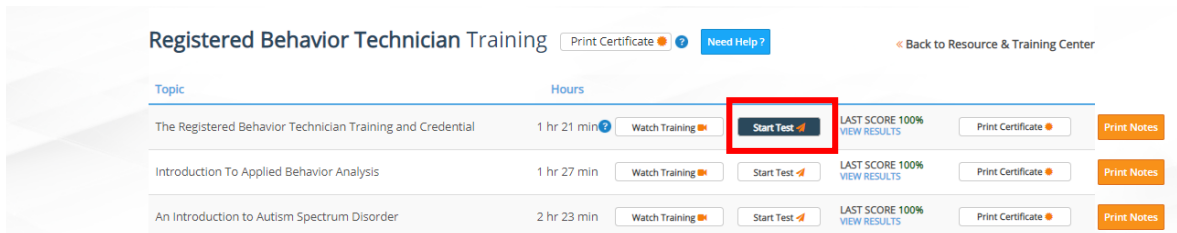


*****It is important to note that if you need to leave the Module, the system will pick up where you left off, the next time you go to continue your RBT Training.**

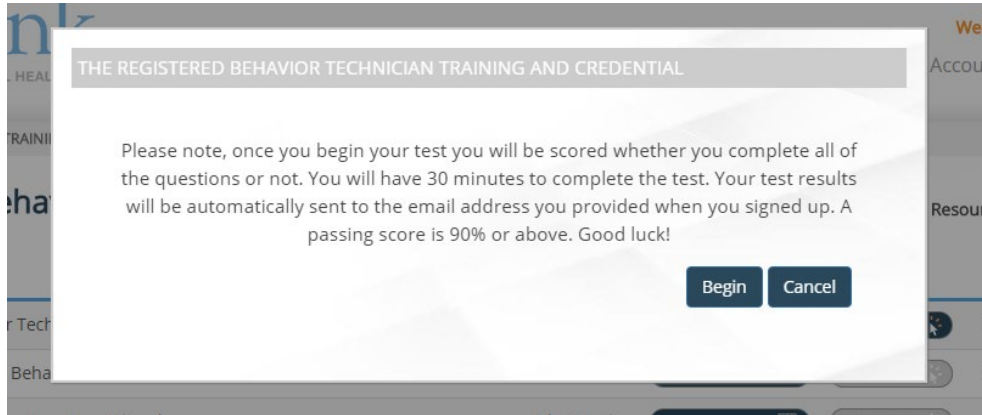
7) At the end of each **Video "Part"**, you will be given a **practice quiz** before moving forward to the next section:



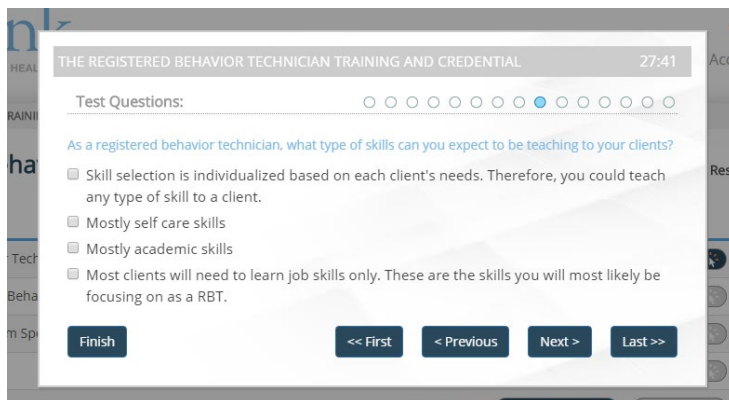
8) Once you have studied all of the videos and taken the practice quizzes, you will see the corresponding **Start Test** button will be colored and available for access:



9) Each Test has a **time limit** and a **passing score criterion**:

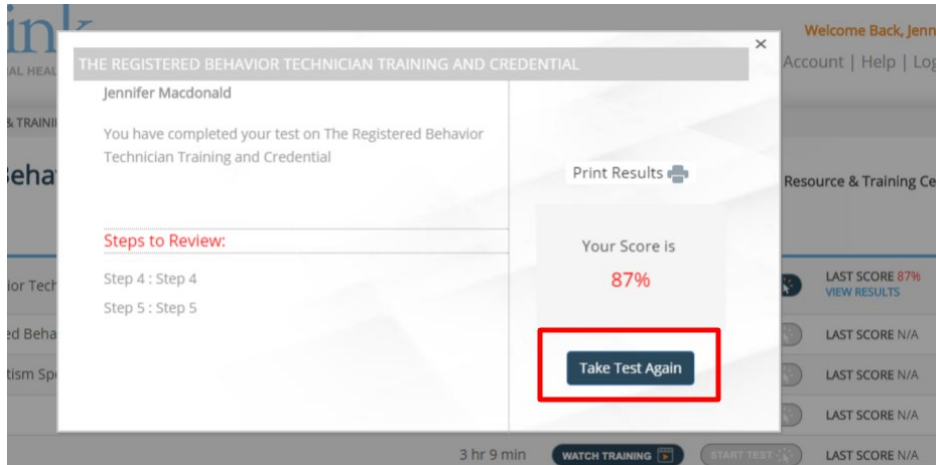


10) Test questions will appear like this:



11) If you do **not** achieve passing criterion, (**don't worry!**) you will have the option to **retake the test**:

Tip: Review the video and the guided notes before retaking the test.



12) After taking the exam, your score will be displayed **next** to the **Training Module**. If you take the test several times, your **HIGHEST** score will be displayed here:

Registered Behavior Technician Training [Print Certificate](#) [Need Help?](#) [Back to Resource & Training Center](#)

Topic	Hours	Watch Training	Start Test	LAST SCORE	Print Certificate	Print Notes
The Registered Behavior Technician Training and Credential	1 hr 21 min	Watch Training	Start Test	LAST SCORE 100% VIEW RESULTS	Print Certificate	Print Notes
Introduction To Applied Behavior Analysis	1 hr 27 min	Watch Training	Start Test	LAST SCORE 100% VIEW RESULTS	Print Certificate	Print Notes
An Introduction to Autism Spectrum Disorder	2 hr 23 min	Watch Training	Start Test	LAST SCORE 100% VIEW RESULTS	Print Certificate	Print Notes
Relationship Building	56 min	Watch Training	Start Test	LAST SCORE 100% VIEW RESULTS	Print Certificate	Print Notes
Reinforcement	3 hr 9 min	Watch Training	Start Test	LAST SCORE 100% VIEW RESULTS	Print Certificate	Print Notes
Shaping	47 min	Watch Training	Start Test	LAST SCORE 100% VIEW RESULTS	Print Certificate	Print Notes
Prompting	1 hr 4 min	Watch Training	Start Test	LAST SCORE 100% VIEW RESULTS	Print Certificate	Print Notes
Discrete Trial Teaching	1 hr 9 min	Watch Training	Start Test	LAST SCORE 100% VIEW RESULTS	Print Certificate	Print Notes

13) Once you have completed all **27 modules**, you can **Print a Certificate** that will verify you have completed the **40 hours of RBT Training** through **Rethink!**:

The screenshot shows the Rethink! website interface. At the top, the logo 'rethink' is displayed with the tagline 'INSPIRING HOPE. POWERING POTENTIAL™'. To the right, there is a user greeting 'Welcome Back, BCBA -' and links for 'Home | Help | Log Out'. Below the navigation bar, the main heading is 'Registered Behavior Technician Training'. A red box highlights the 'Print Certificate' button. Other buttons include 'Need Help?' and 'Back to Resource & Training Center'. Below the heading is a table with columns for 'Topic' and 'Hours'. The table lists several training modules, each with a 'Watch Training' button, a 'Start Test' button, a 'LAST SCORE 100%' indicator, a 'VIEW RESULTS' link, a 'Print Certificate' button, and a 'Print Notes' button.

Topic	Hours
The Registered Behavior Technician Training and Credential	1 hr 21 min
Introduction To Applied Behavior Analysis	1 hr 27 min
An Introduction to Autism Spectrum Disorder	2 hr 23 min
Relationship Building	56 min
Reinforcement	3 hr 9 min
Shaping	47 min

14) If you have completed all of the coursework, the number **43 HR 10 MIN** will be listed next o **Hours of Instruction**:



15) Please keep in mind that this certificate qualifies you for the completion of the 40 hours of training **ONLY**.

For additional information about the **RBT Competency Checklist**, **Supervision requirements** and **RBT Certification Exam requirements**, please visit **The Behavior Analyst Certification Board Website**: <http://bacb.com/rbt/>

Need Help?

Contact us at Support@rethinkbh.com